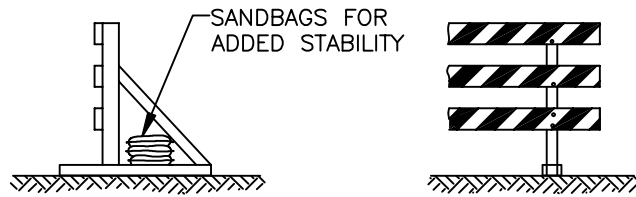
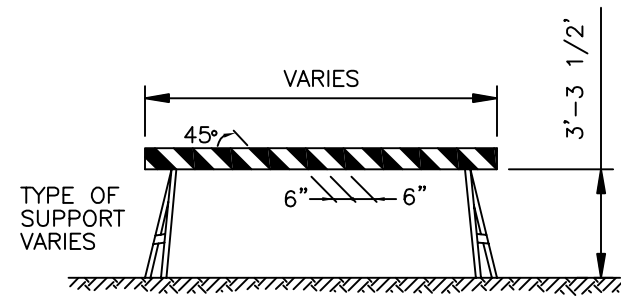


FIXED (PERMANENT)
TYPE III BARRICADE



MOVABLE (TEMPORARY)
TYPE III BARRICADE




TYPE I BARRICADE

STRIPE NOTES:

ORANGE & WHITE IF TEMPORARY.
RED & WHITE IF PERMANENT.
REFLECTORIZED
SLANT DOWNWARD, RIGHT OR LEFT, IN
DIRECTION TRAFFIC WILL PASS.
SLANT BOTH DIRECTIONS FROM MIDDLE IF
TRAFFIC PASSES BOTH ENDS.
WIDTH 6" EXCEPT 4" IF RAILS ARE LESS
THAN 3' LONG.
SLANT DOWNWARD TO MIDDLE AT END OF
CLOSED ROAD.

SEE MUTCD SEC.6C-8.



TYPE II BARRICADE

NOTE:

FOR DIMENSIONS NOT SHOWN, SEE TABLE.

BARRICADE NOTES:

TYPE	I	II	III
WIDTH OF RAIL	8" MIN. 12" MAX.	8" MIN. 12" MAX.	8" MIN. 12" MAX.
LENGTH OF RAIL	2' MIN.	2' MIN.	4' MIN.
HEIGHT	3' MIN.	3' MIN.	5' MIN.
TYPE OF FRAME	DEMOUNTABLE OR HEAVY "A"	LIGHT "A" FRAME	POST OR SKIDS
FLEXIBILITY	ESSENTIALLY MOVABLE	PORTABLE	ESSENTIALLY PERMANENT



PUBLIC WORKS
DEPARTMENT

BARRICADES

DWG.
NO. 3-15